

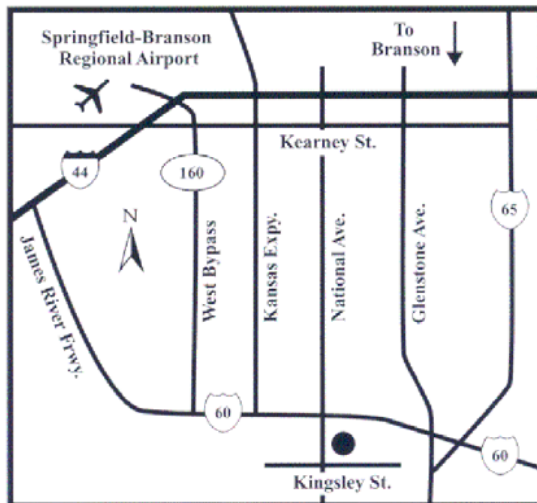
Details

The training will be held from 1:00 PM to 5:00 PM on Monday, September 19th, 8:00 AM to 5:00 PM on Tuesday, Wednesday, and Thursday, September 20th - 22nd, and 8:00 AM to 12:00 Noon on Friday, September 23rd, 2005. It will be conducted in Springfield, Missouri, at;

Residence Inn

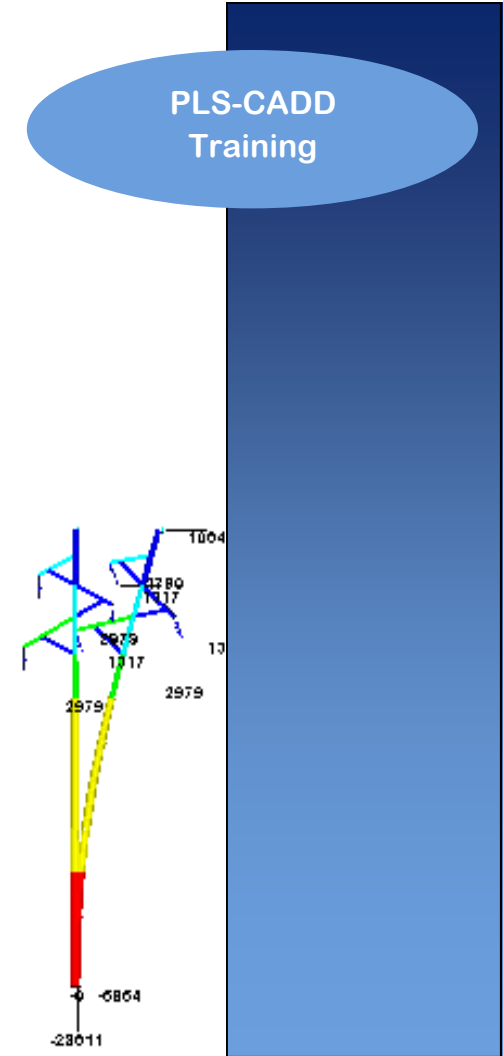
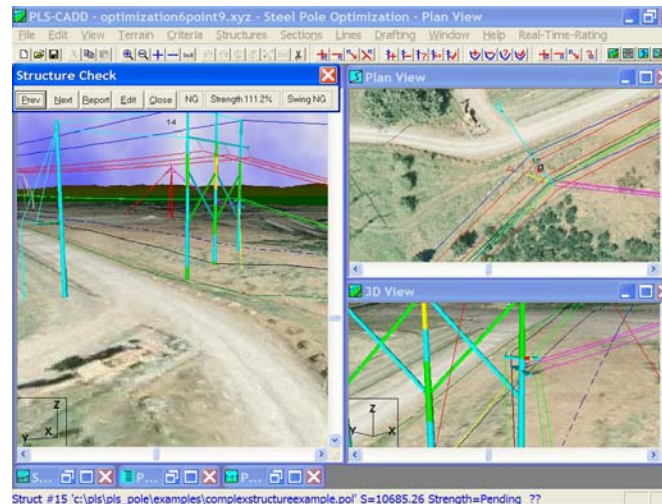
*1300 E. Kingsley St.
Springfield, MO 6580
Tel:(417) 890-0020
Fax:(417) 890-0055
<http://www.springfieldresidenceinn.com>*

We have a block of rooms reserved at the Residence Inn until September 1st. Please call the hotel directly to make your reservations and mention that you will be attending the PLS-CADD Seminar in September. The Residence Inn is on the south side of Springfield and is approximately 10 miles from Springfield-Branson Regional Airport.



Otto J. Lynch, P.E.

The training will be conducted by Mr. Lynch, who brings over thirteen years of practical transmission line design experience with him having worked for a major consulting firm prior to joining Power Line Systems, Inc. He has used PLS-CADD extensively over the past twelve years and knows how PLS-CADD can be implemented and used on real projects.



PLS-CADD Training

September 19th—23rd, 2005

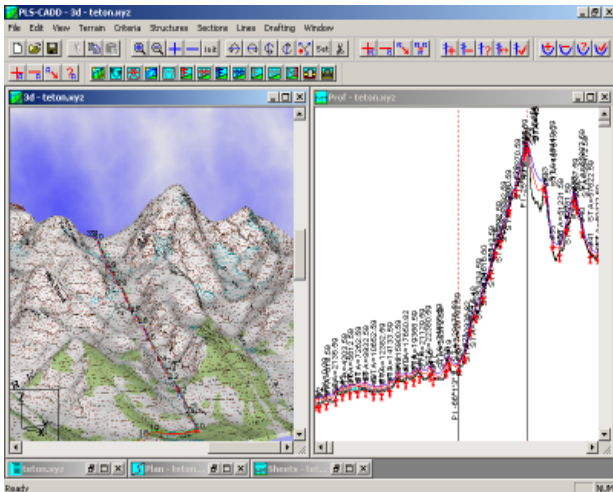
Residence Inn
Springfield, Missouri

956 Marynell
Nixa, Missouri 65714
Phone: 417-724-8292
Fax: 417-724-8492
Email: otto@powline.com
Website: <http://www.powline.com>

Learn the Industry
Standard in Overhead Line
Design Software

PLS-CADD is the industry standard in overhead line design and drafting software. This course is intended to familiarize the attendees with how to use PLS-CADD on a project from start to finish, including survey importing techniques, criteria development, structure designs, conductor sagging, and final Plan & Profile drawing development and plotting. Time will also be allocated to covering PLS-POLE and how it can easily be integrated with PLS-CADD.

This course is a BYON (Bring Your Own Notebook) course. Therefore, you are responsible for bringing your own computer. Hardware keys will be provided in case you need to leave your company's hardware key behind for others to use in your absence.



Topics Covered

General Overview
Survey Data/Terrain Modeling
Engineering
 Design Criteria
 Structure Calculations
 Section Calculations
 Manual Spotting & Stringing
 Materials Management
 Automatic Spotting
Drafting
PLS-CADD Lite
Structure Modeling
 PLS-POLE (Wood, Steel, and Concrete)
 Wood Pole Wizard
 TOWER – Brief Overview

Bring Your Own Project

This training is intended to be a hands-on format. We strongly encourage you to bring your own data and standards as we will be focusing on a User Project during this training. We will have some example data available for those that do not wish to bring their own.

Some example data to bring might be any and all survey information that you may typically get from your surveyor (data log files, basemaps, etc.), design standard manuals, standard structure drawings, and even your Plan & Profile drawing borders.

Who Should Attend?

This course is open to all engineers, technicians, drafters, and even surveyors whose companies currently use PLS-CADD. It is assumed that the attendees will have some basic understanding of overhead line design concepts as this class focuses on the use of the software, not on the fundamentals of overhead line design.

Costs & Registration

The training costs are \$1500 per person. Lunch will be provided on Tuesday, Wednesday, and Thursday. Refreshments will be provided throughout the week. A downloadable registration form can be found at http://www.powline.com/training/springfield_registration_09_2005.pdf.

Other Opportunities?

To see if there are other training opportunities that may be a better fit for you, please see our website at <http://www.powline.com/news.html#TRAINING>.

Otto J. Lynch, P.E.

956 Marynell
Nixa, Missouri 65714
Phone: 417-724-8292
Fax: 417-724-8492
Email: otto@powline.com
Website: <http://www.powline.com>